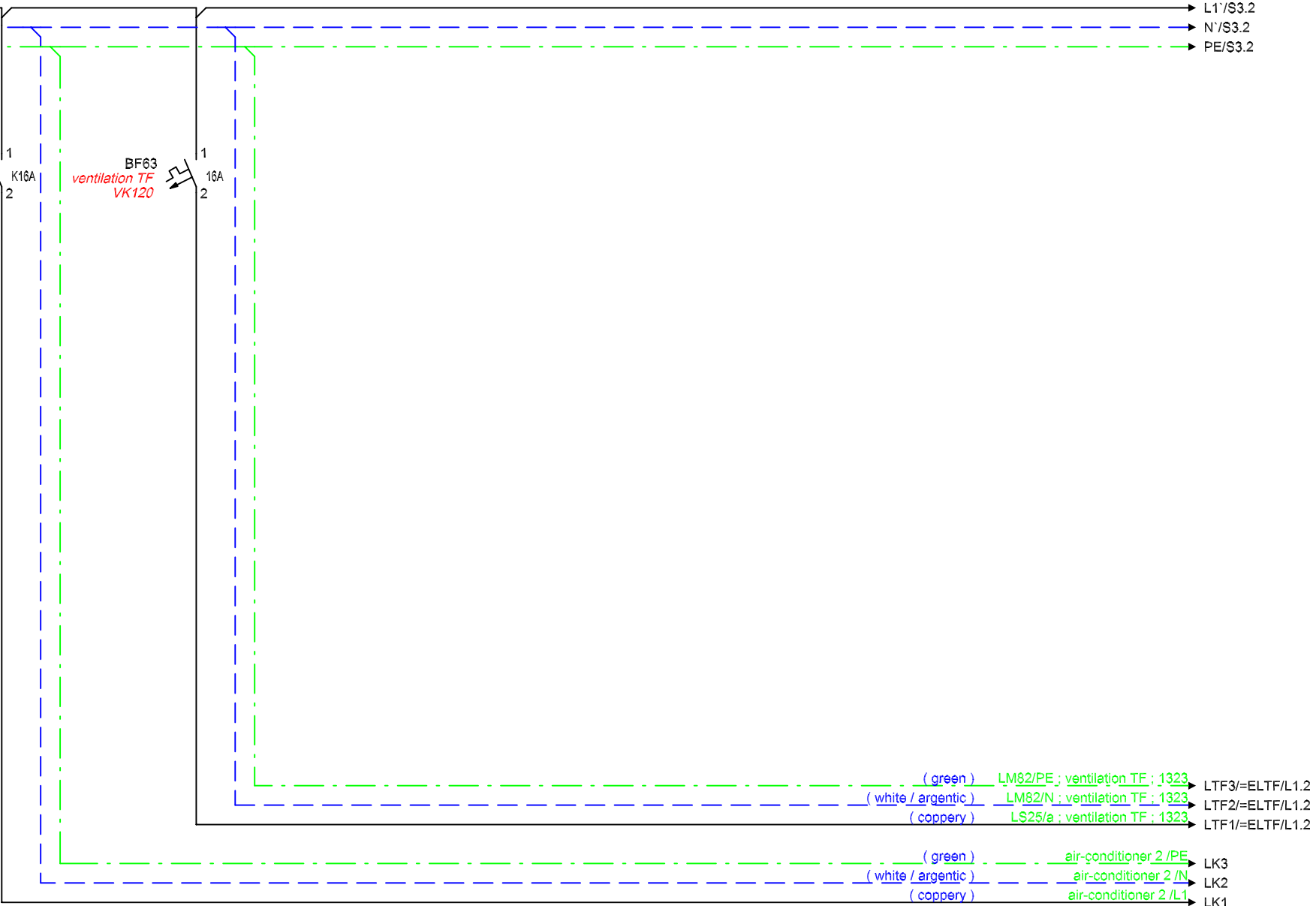


L1'/S1.9 → N'/S1.9 → PE/S1.9 → L1'/S3.2 → N'/S3.2 → PE/S3.2 →

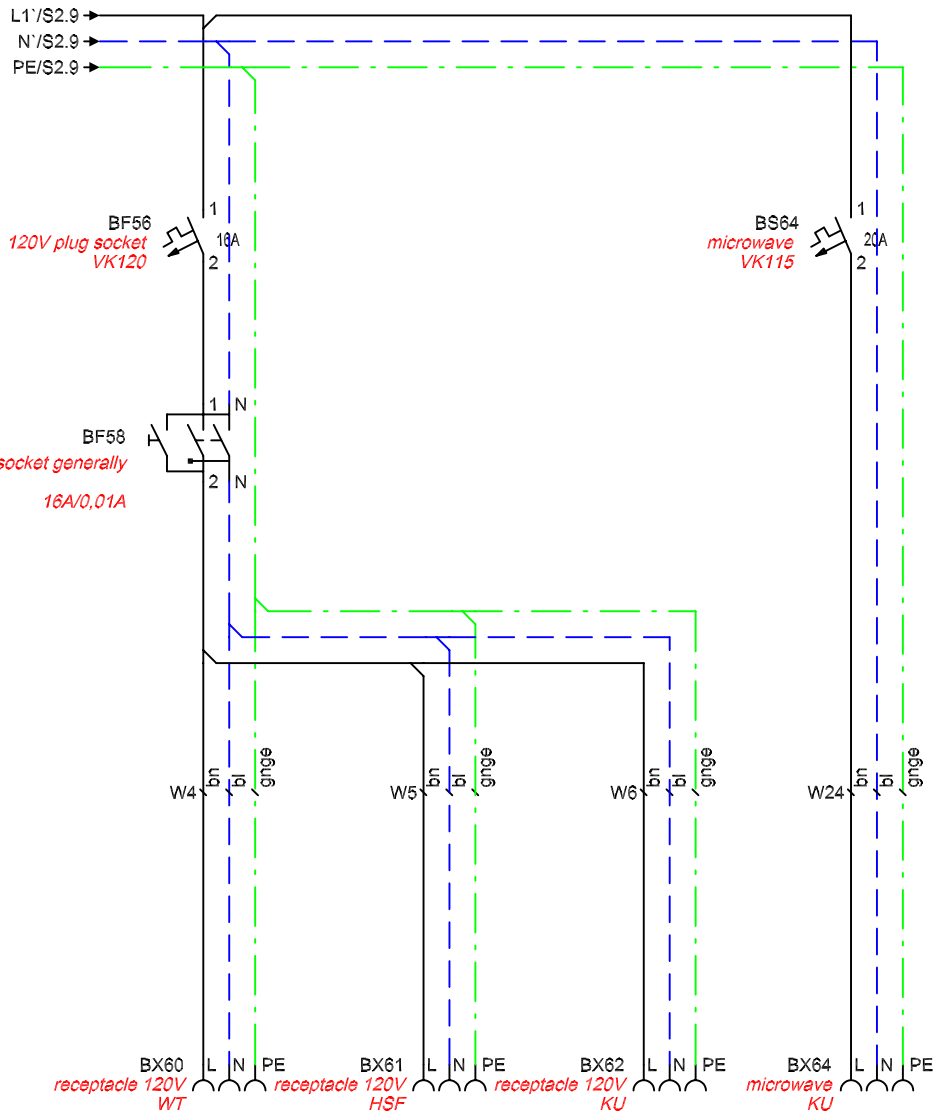
BF62
air-conditioner SG
VK120
K16A
1
2


BF63
ventilation TF
VK120
16A
1
2



(green) LM82/PE ; ventilation TF ; 1323 → LTF3/=ELTF/L1.2
 (white / argentic) LM82/N ; ventilation TF ; 1323 → LTF2/=ELTF/L1.2
 (coppery) LS25/a ; ventilation TF ; 1323 → LTF1/=ELTF/L1.2
 (green) air-conditioner 2 /PE → LK3
 (white / argentic) air-conditioner 2 /N → LK2
 (coppery) air-conditioner 2 /L1 → LK1

Change	Date	Name	Date	Circuit diagram 120V/60Hz feed-in AC1 Fuse basic equipment	UNICAT Fahrzeugbau GmbH Gewerbering 9-21 D-76706 Dettenheim		Commission	Equipment	Option	Page	from
			Editor				am1	120VV	BASIS	S2	3
			Exam.				Printdate	Circuit diagram number	<small>UNICAT Fahrzeugbau GmbH - Phone: +49 7255 - 7508 0 All rights reserved Rights of reproduction and use to be circulated only with written agreement / subscription</small>		



		Date	01.09.06	Circuit diagram 120V/60Hz feed-in AC1 receptacle basic equipment	UNICAT Fahrzeugbau GmbH Gewerbering 9-21 D-76706 Dettenheim		Commission	Equipment	Option	Page	from
		Editor	udw				am1	120VV	BASIS	S3	3
Change	Date	Name	Exam.				Printdate	Circuit diagram number	<small>UNICAT Fahrzeugbau GmbH - Phone: +49 7255 - 7508 0 All rights reserved Rights of reproduction and data to be circulated only with written agreement / authorization</small>		
					08.09.06	1350					